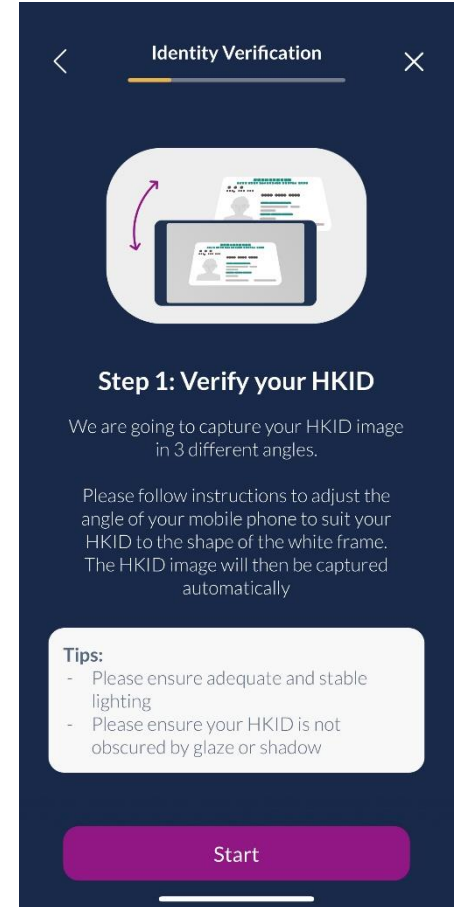



Mobile Account Opening User guide

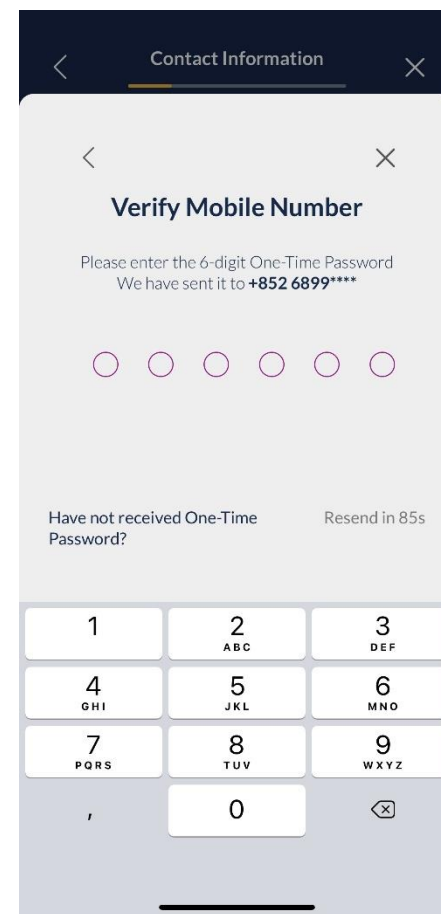
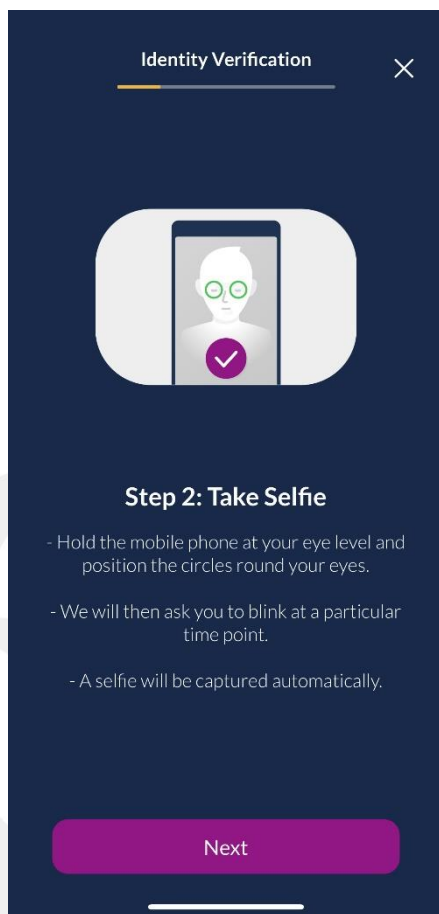
手機開戶用戶指南

手机开户用户指南

9-Simple Steps to Open a Bank Account in 8 Minutes



	Step 1	Step 2	Step 3
EN	Download Shacom Bank Mobile app and tap “New Account Opening”	Confirm you are a new customer with Shanghai Commercial Bank	Verify your HKID by taking photos
TC	下載「上商理財」手機應用程式並選擇「開新帳戶」	確認您為上海商業銀行的全新客戶	用手機拍攝您的身份證以核實身份
SC	下载「上商理财」手机应用程序并选择「开新帐户」	确认您为上海商业银行的全新客户	用手机拍摄您的身份证以核实身份



	Step 4	Step 5	Step 6
EN	Take a selfie for facial recognition	Fill in your Personal Information	Verify your Mobile Number by entering One-Time Password received via SMS
TC	拍攝自拍照作驗證	填寫個人資料	輸入短訊驗證碼以驗證您的手機號碼
SC	拍摄自拍照作验证	填写个人资料	输入短讯验证码以验证您的手机号码

Step 7

Fill in the Application Form

填寫申請表格

填写申请表格

Step 8

Register and set up Internet Banking password

設定網上銀行密碼

设定网上银行密码

Step 9

Application Submitted. We shall notify your application status shortly

申請完成! 我們將會盡快通知您的申請結果

申请完成! 我们将会尽快通知您的申请结果

Remarks

註：
注：

- Only applicable to new banking customers of Shanghai Commercial Bank who do not hold any individual deposit account with us, excluding student savings account. For existing customers, please visit the branches for account opening.
- 只適用於並未持有上海商業銀行單名存款戶口（不包括學生儲蓄戶口）之全新客戶。現有客戶請親臨分行開立賬戶。
- 只適用於并未持有上海商业银行单名存款户口（不包括学生储蓄户口）之全新客户。现有客户请亲临分行开立账户。

- To apply via Shacom Bank mobile App, you must have a mobile device which is supported with iOS version 10.3 or above (iPhone 5s or later model) or with Android OS version 6.0 or above; and equipped with front and back camera, and with gravity sensor.
- 如透過「上商理財」開戶，您的流動裝置必須能夠支援 iOS 10.3或以上版本（ iPhone 5s或後續型號）或 Android 6.0或以上版本；並配有前後攝像鏡頭及重力感測器以便身份驗證。
- 如透过「上商理财」开户，您的流动装置必须能够支援 iOS 10.3或以上版本（ iPhone 5s或後續型号）或 Android 6.0或以上版本；并配有前後摄像镜头及重力感测器以便身份验证。